

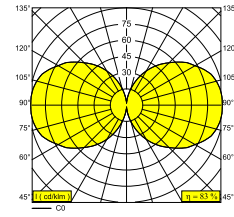
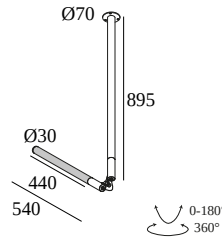
DELTALIGHT



XY180 S81

422 111 93 B

AVAILABLE IN
BLACK 422 111 93 B



 [View on website](#)



General info

LOCATION	indoor
INSTALLATION	Ceiling Surface mounted
INGRESS PROTECTION	IP20
WEIGHT (KG)	0.9
ADJUSTABILITY	0° to 180° swiveling, 360° rotatable
INFORMATION	INCL.LED POWER SUPPLY 350mA-DC

Electrical info

ELECTRICAL	220-240V / 0 50-60Hz
CLASS	I
POWER SUPPLY	YES
DIM TYPE	non-dimmable
ENERGY CLASS	E

Lightsource info

LIGHTSOURCE NAME	LED
LIGHTSOURCE	LED flex 8,9W / CRI>90 / 3000K / 1050lm
LED TECHNICS (LIGHT SOURCE)	1050lm // 8,9W // 118lm/W
LED TECHNICS (LUMINAIRE)	874lm // 10,2W // 85lm/W

Remarks

[Look at the XY180 brochure](#)

Options

XY180 CONNECTION BOX
COVERSET R 90-100

For detailed installation instructions, please consult the manual : [422_111_XX_HAND.pdf](#)

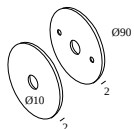
DELTALIGHT

XY180 S81

422 111 93 B

FINISH YOUR SPECIFICATION

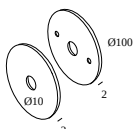
Coversets



204 00 90 ANO COVERSET R 90 ANO

204 00 90 B COVERSET R 90 B

204 00 90 W COVERSET R 90 W

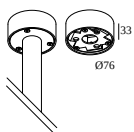


204 00 100 ANO COVERSET R 100 ANO

204 00 100 B COVERSET R 100 B

204 00 100 W COVERSET R 100 W

Other



422 99 01 B XY180 CONNECTION BOX B

Notes: